





Niagara Child Care Sector

# CONTINUOUS PROFESSIONAL LEARNING PORTFOLIO RECE PEER TO PEER SHARING SESSION

October 2 & November 1, 2018  
Niagara Child Care Sector Executive

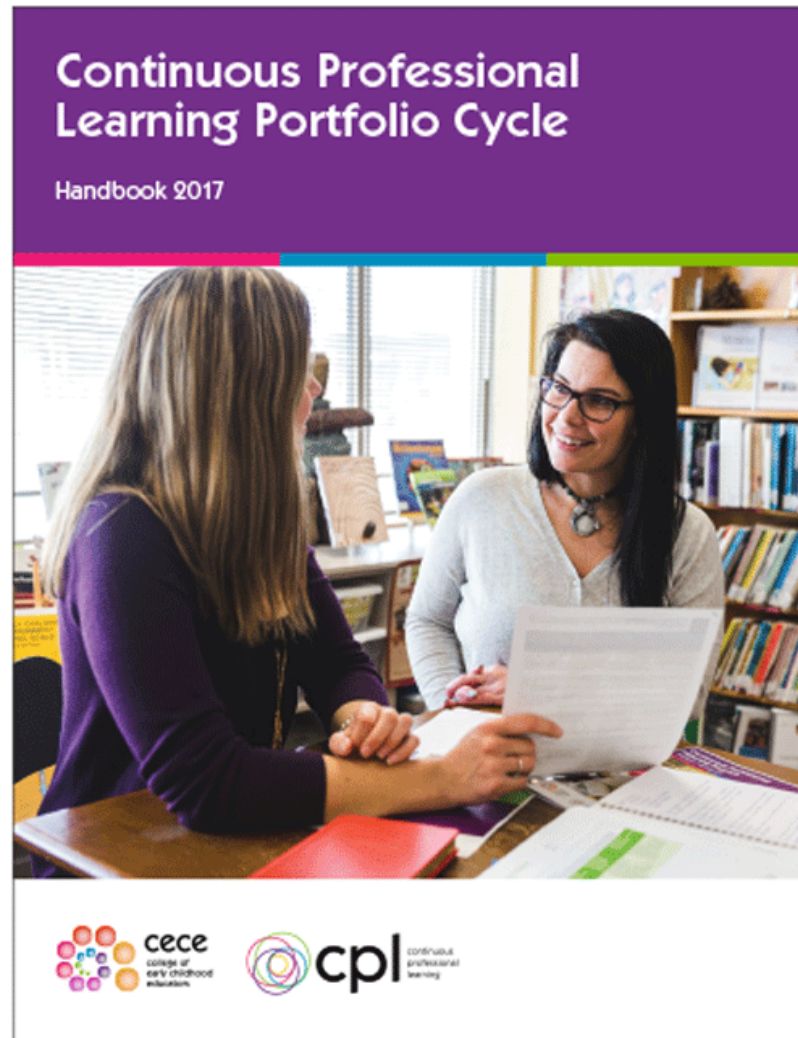




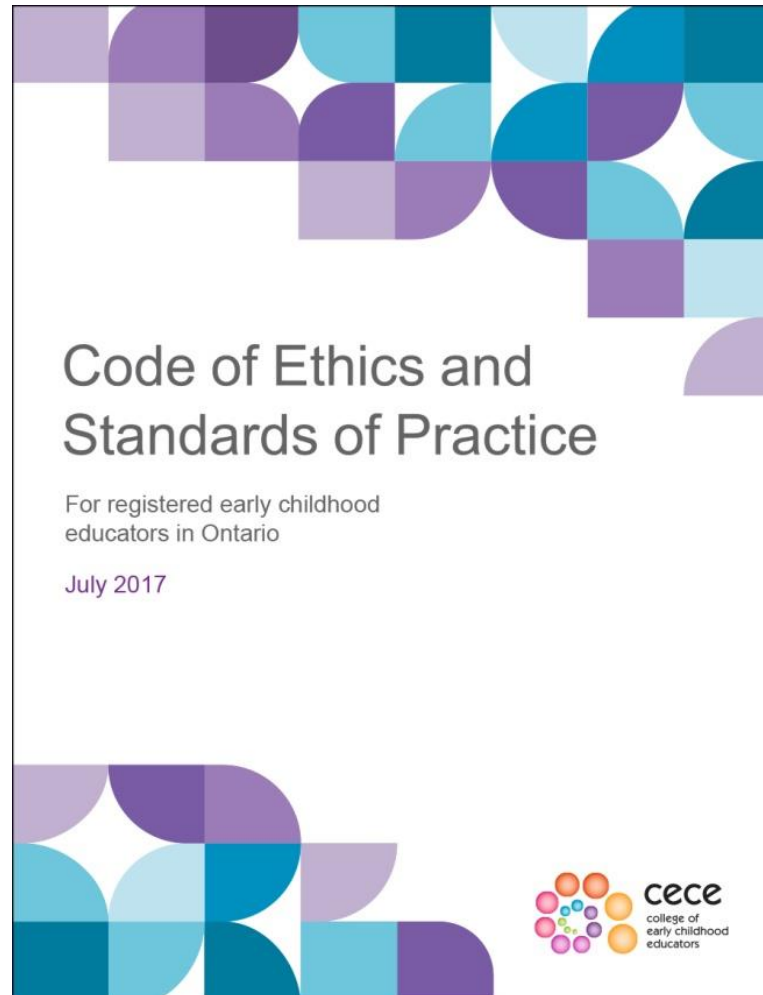
# CONTINUOUS PROFESSIONAL LEARNING TIP SHEET



# 1. Read through the Continuous Professional Learning Portfolio Cycle Handbook



2. Go through the *Code Of Ethics And Standards Of Practice* indicating all of the Standards that you feel you need to work on



## B. Knowledge

RECEs:

1. Are knowledgeable about the research and theories related to the impact of caring and responsive relationships on children's development, learning, self-regulation, identity and well-being.
2. Are knowledgeable about a range of strategies that support ongoing positive interactions with children and families.



3. Make a copy of the forms that need to be completed, either from your Handbook or print them from the College of ECE website. You can also type directly on the forms using the online Handbook.

Go to [\*\*www.college-ece.ca\*\*](http://www.college-ece.ca)

Click on Learn about the CPL Program

Click on CPL Resources

Scroll down to the Handbook



## 4. Set goals around things that interest you

<b>Professional Learning Priorities</b>	<b>Related Standard(s)</b>	<b>Professional Learning Goals</b>
1. Working with colleagues and becoming a mentor	Standards I and IV	Learn more about strategies to support colleagues and how to be an effective mentor.



# Long Term Goals?

5. Remember that you are working on your goals for 2 years, so think about long term goals.



## 6. Set Smart Goals

**S**pecific

**M**easurable

**A**ction-oriented

**R**ealistic

**T**imely



## 7. Spend some time familiarizing yourself with the CPL Resources online

- They are very helpful when you are completing the components of your CPL Portfolio.



Each sample includes examples of:

- Self-Assessment Tool
- Professional Learning Plan
- Record of Professional Learning

These are the three components of the CPL.

Each component leads to the next step.



## 8. Start a CPL working group with your colleagues.

- You could meet once a month at lunch time or after work.
- You could also make the group one of your CPL goals.



## 9. Set aside a time when you can work on the required components of the CPL (Self Assessment, Professional Learning Planned, Recording Professional Learning).

- It does take some time to complete the different sections of the CPL but once that is completed, working on your goals is not as time consuming.



# 10. Remember that there are many ways to achieve your goals.

- Take some time to look at the CPL Activities Web and get inspiration on unique and creative ways to achieve your goals.

