


How to Dress for the Weather Guide

Outdoor play is a great way to support healthy growth and development. Opening the doors to outdoor play in all kinds of weather provides children and adults with opportunities to spark their curiosity, leading to wonder, exploration and learning. When children have the right clothing for the season it contributes to them having positive, rich outdoor play experiences that just can't happen indoors. Get outside, be curious, let children lead and have fun!

20°C



10°C



0°C



-10°C



-20°C




Supporting Outdoor Play Year Round



www.getoutsideandplay.ca



www.befitforlife.ca



How to Dress for the Weather Tips


Tips for Hot

- Use sunscreen before going outside
- Wear a hat and sunglasses
- Bring a water bottle to stay hydrated



Tips for Rain and Wet Conditions

- Cotton absorbs moisture and stays wet and heavy. Avoid cotton clothing and socks on colder days
- Wear rubber boots to keep feet dry
- Elastic cuffs on sleeves of a rain jacket and ankles of splash pants keeps water out
- Pull pant legs OVER rain boots to keep feet dry
- Bring an extra set of clothes including waterproof mittens for cold, wet days



Tips for Cold

Dress in layers:

- **Base layer:** closest to your skin, fits snugly and helps wick moisture away. Look for wool or polyester fabrics.
- **Mid layer:** the insulating layer that keeps you warm. Stick to wool or fleece.
- **Outer layer:** protects you from the elements like wind, rain and snow. This layer should be waterproof with enough room for layers underneath.



www.getoutsideandplay.ca



www.befitforlife.ca